



DROP & IN-PREMISE INSTALLATION REQUEST FOR PROPOSAL

Issue Date: August 5, 2022
Proposal Due Date: August 19, 2022

Issued by: City of Fort Dodge

Website: <https://www.fortdodgeiowa.org/department/index.php?structureid=6>

Prepared By:



Table of Contents

1. Request for Proposal (RFP) Overview..... 3

2. Contract Information..... 11

3. Project Timeline..... 11

4. RFP Submission Requirements 11

5. Drop Construction Underground Path Creation 15

6. Technical Specifications..... 16

7. Vendor Equipment Details 17

8. Proposal Evaluation 17

9. Additional Information..... 19

1. Request for Proposal (RFP) Overview

1.1 Project Review

The City of Fort Dodge (**Owner**) is constructing a new FTTP (Fiber-to-the Premise) network. Fort Dodge is a community in North Central Iowa covering 16 square miles, with a population of approximately 25,000 citizens. There are over 10,000 households and over 550 businesses.

Outside plant construction of the ring and distribution network are currently under contract and getting started. The Network Access Equipment contract has been awarded but drops and in-premise coordination/installation are being bid out in this RFP. The three bid items for this RFP are:

- Drops from the MST to the premise
- Customer “site survey” – arranging and conducting a meeting with the premise owner to define:
- Demarcation point on the building
- Potential impediments in the drop path
- Installation details (path, costs for extra components, etc.)
- In-premise installation of network access equipment/provisioning

Respondents can respond to one, two or all three of the bid items. If there is a cheaper bundled price for being awarded more than one item, please provide the specific reduction in cost. For example, if your bid includes the customer site survey and in-premise installation for one bundled price, please indicate that accordingly.

The fiber network being constructed is shown in Figure 1 below.

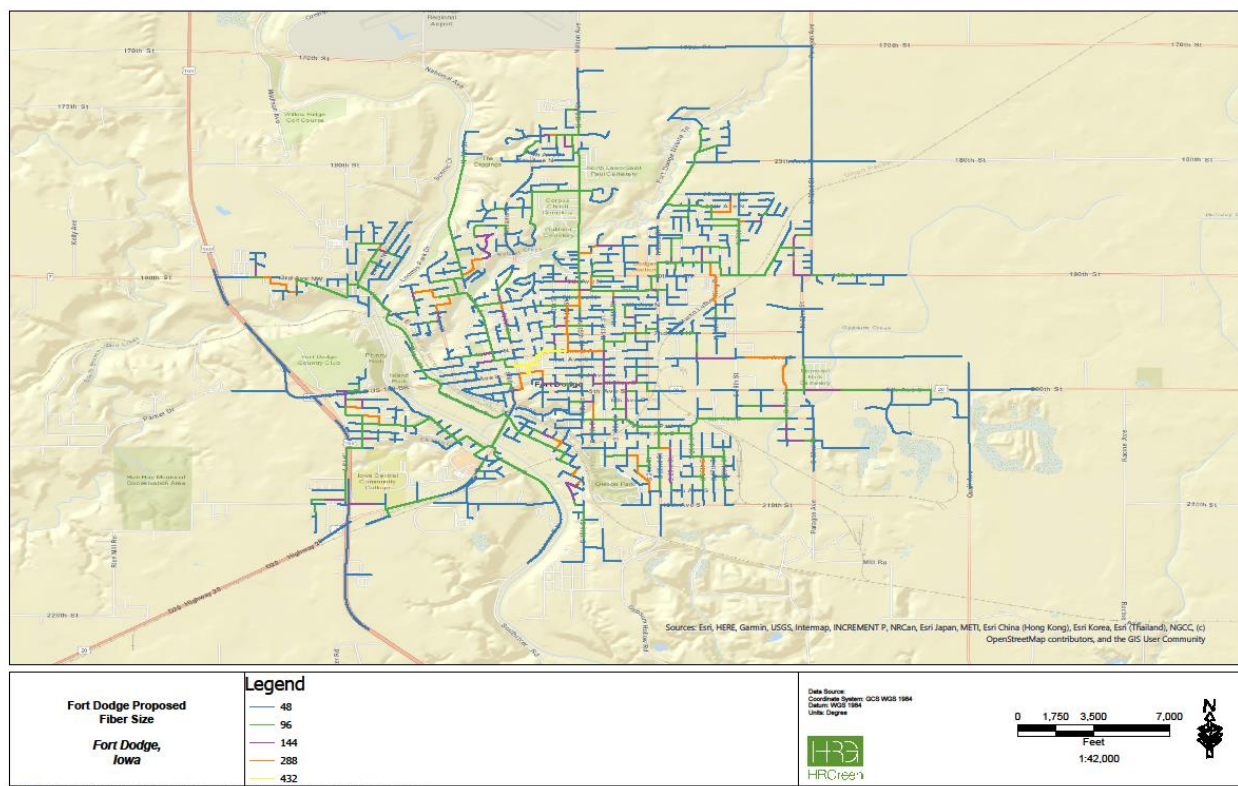


Figure 1: Network Fiber Segments

Figure 2 below, shows the fiber ring, distribution and cabinets that are being constructed.

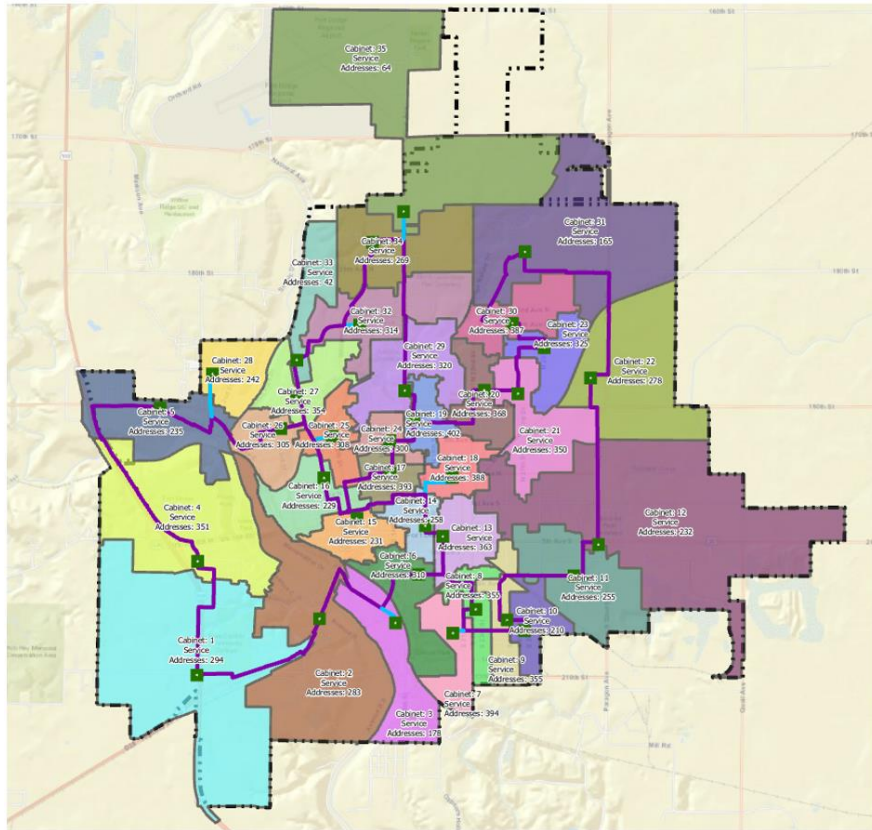


Figure 2: Fiber Ring, Distribution Fiber, and Cabinet Locations

This network will eventually be available to all residential, business and City facility addresses in the City of Fort Dodge. The following Figure 3 demonstrates the serviceable address points within the network. The preliminary take rate is planned at 43%, but a much larger adoption is anticipated.

Construction is planned for 2022, 2023 and 2024. **The first critical benchmark is provisioning between 100 – 300 customers on the network in 2022.**

The drop construction is primarily underground - aerial will be used only when underground is not possible.

Materials for both the ring and distribution are ordered primarily through Graybar and the network access equipment is being provided by Nokia. Materials do not need to be included in this RFP response.

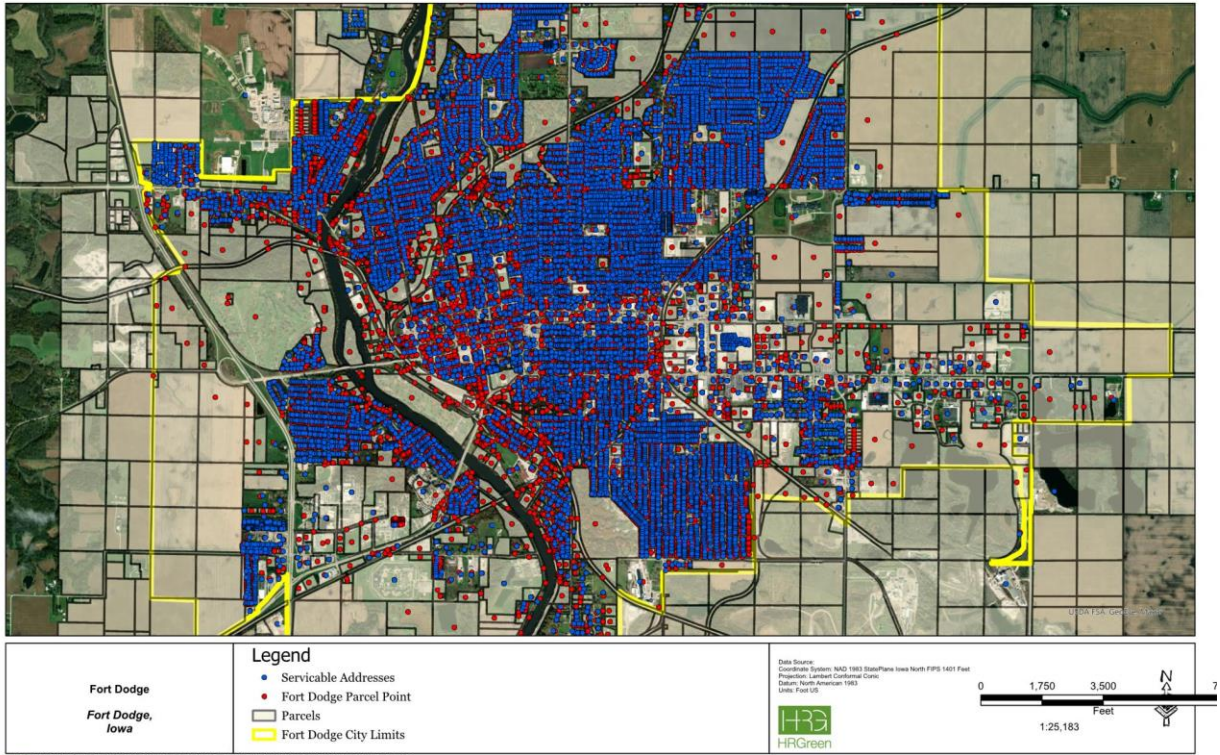


Figure 3: Network Serviceable Addresses

In the bid for OSP construction, drops were included as a bid item. All of the drops were listed (100% take rate) and final lengths were not designed yet, so potential numbers were included. City Council awarded the ring and distribution bids but did not award the drops because of not having final numbers that reflected actual totals. This RFP is a rebid of drops and a new bid for the other two bid items.

1.2 RFP Description

The project in this RFP is generally described as the drop construction, “site-survey” with premise owners to delineate the path for the drop, house demarcation and in-premise installation (provisioning). For the purposes of this RFP the term “site survey” will be used to describe the process of meeting with the premise owners for determining path, possible path obstructions, house demarcation and provisioning details as described in this paragraph and section 1.2.2.

1.2.1 Part 1: Drop Construction

The Bidder is asked to create a work plan for the installation of the typical components of drops. Drops for Fort Dodge Fiber will include conduit. Please see figure 4 for outside NID installation guidelines. Please see the below 1.2.1.1 for the materials that have been purchased for the drops. The Bidder should indicate the schedule and costing plan for the drop construction as separate from the customer “site survey” and in-premise installation.

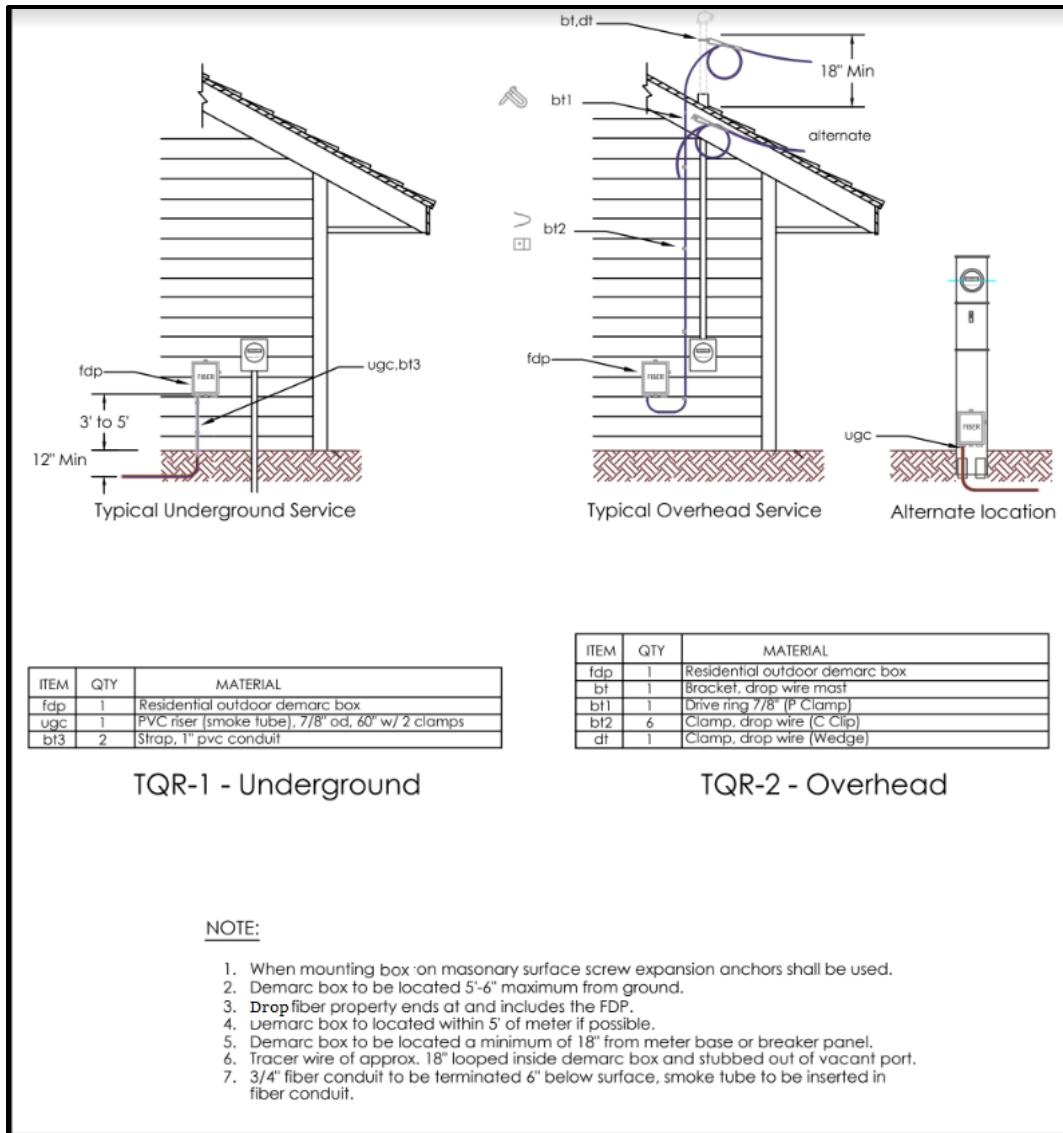


Figure 4: NID Outside House Box Installation

1.2.1.1 MATERIAL FOR DROPS

ID	Description
CONDUIT	3/4" CONDUIT SDR 13.5 WITH TAPE
NID-SCAPC	NID OUTSIDE HOUSE BOX
SMOKETUBE	PIPE RISER 7/8" 5FT W/OFFSET
CLAMP	CLAMP PIPE 7/8"
FLAT DROP CABLE 50	1SF SM TONABLE MINI FLAT DROP PUSHLOK - SCAPC
FLAT DROP CABLE 100	1SF SM TONABLE MINI FLAT DROP PUSHLOK - SCAPC
FLAT DROP CABLE 150	1SF SM TONABLE MINI FLAT DROP PUSHLOK - SCAPC

FLAT DROP CABLE 200	1SF SM TONABLE MINI FLAT DROP PUSHLOK - SCAPC
FLAT DROP CABLE 250	1SF SM TONABLE MINI FLAT DROP PUSHLOK - SCAPC
FLAT DROP CABLE 300	1SF SM TONABLE MINI FLAT DROP PUSHLOK - SCAPC
SEAL GEL	SEAL GEL FOR FLAT DROP
HOOK DRIVE	HOOK DRIVE 7/16"X 4-3/4"
STRAP CABLE	STRAP CABLE 2-HOLE SIZE 11 STEEL 11/16"
STRAP CABLE	STRAP CABLE 2-HOLE SIZE 13
STRAP CABLE	STRAP CABLE 2-HOLE SIZE 16
STRAP CABLE	STRAP CABLE 2-HOLE SIZE 20
STRAP CABLE	STRAP CLAMP 2-HOLE SIZE 24
STRAP CABLE	STRAP CLAMP 2-HOLE SIZE 30
STRAP CABLE	STRAP CABLE 2-HOLE SIZE 36
STRAP CABLE	STRAP CABLE 2-HOLE SIZE 9
STRAP CABLE	RING DRIVE 1/2"
STRAP CABLE	RING DRIVE 7/8" WITH NAIL GALV
SI 0956	CLAMP SEC. DROP WIRE 22 (250)

1.2.1.2 LOCATIONS AND QUANTITIES OF AERIAL DROPS

Potential Drops for Cabinet 15 and 16 of 35 Cabinets (Being Designed)

Cabinet 15	Potential Drop Distances	Qty	Unit
DROP-100	Drops between 0ft and 100ft	177	ea.
DROP-200	Drops between 100ft and 200ft	77	ea.
DROP-300	Drops between 200ft and 300ft	6	ea.
DROP-XL	Drops exceeding 300ft	1	ea.
Aerial Drop	Drops utilizing Drop Poles	0	ea.
Cabinet 16	Potential Drop Distances	Qty	Unit
DROP-100	Drops between 0ft and 100ft	312	ea.
DROP-200	Drops between 100ft and 200ft	69	ea.
DROP-300	Drops between 200ft and 300ft	4	ea.
DROP-XL	Drops exceeding 300ft	1	ea.
Aerial Drop	Drops utilizing Drop Poles	151	ea.

This will be repeated in each bid section because it applies to each of these three phases of the project: It is of the utmost importance that anyone engaging with a Fort Dodge Fiber customer or potential customer maintains the highest level of professionalism and that all participants in these interactions are safe. Additionally, contractor employees will be expected to wear a Fort Dodge Fiber shirt and Fort Dodge Fiber photo Id. Vehicles are expected to be clean and well maintained with a Fort Dodge Fiber magnet provided by Fort Dodge Fiber while completing Fort Dodge Fiber work.

Fort Dodge Fiber has established a benchmark that between 100 – 300 customers will be provisioned into the network in 2022. The materials are available, the network access equipment will be available and the OSP contractor has committed to this number. The drop contractor will need to commit to this number also (providing the connections are ready).

Any damages to customer or Fort Dodge property that is caused by the drop contractor is the responsibility of the contractor to repair or compensate for the damages to the customer or the City of Fort Dodge. Contractor will be required to provide proof of insurance for these and other standard insurance requirements.

1.2.2 Part 2: Customer Site Survey

Fort Dodge Fiber will provide a list of the customers who have requested service in the particular cabinets that are being constructed. The selected contractor will be inside the home/business to help evaluate the best CPE location; then determine the optimal exterior path to that interior location. The Bidder should create a work plan for arranging a meeting with the premise owner to define the following:

- Demarcation point on the building
- Potential impediments in the drop path
- Installation details (path, costs for extra components, etc.)
- Site survey may include installing the external enclosure (i.e. clam shell); needs specified in the quote.

The deliverables for this part of the project will be:

- A site map recording the potential impediments in the yard – the format of the map will be left to the contractor, as long as the maps provide the necessary information in a way that can be easily interpreted by the installation teams
- Customer signatures on the map and installation details
- The site survey maps are to be collected and forwarded to Fort Dodge Fiber in digital form
- The demarcation point marked on the house (as shown in the map that is signed by the customer)
- Installation requirements within the house (Wi-Fi location, etc.)
- Number of connection outlets, ONTs, etc.

As was stated in the previous section, in this phase of the project, it is also of the utmost importance that anyone engaging with a Fort Dodge Fiber customer or potential customer or entering a customer’s home, maintains the highest level of professionalism and that all participants in these interactions are safe. Additionally, contractor employees will be expected to wear a Fort Dodge Fiber shirt and Fort Dodge Fiber photo Id. Vehicles are expected to be clean and well maintained with a Fort Dodge Fiber magnet provided by Fort Dodge Fiber while completing Fort Dodge Fiber work.

Fort Dodge Fiber has established a benchmark that between 100 – 300 customers will be provisioned into the network in 2022. The materials are available, the network access equipment will be available and the OSP contractor has committed to this number. The Customer “Site Survey” contractor will need to commit to this number also (providing the connections are ready).

Any damages to customer or Fort Dodge property that is caused by the drop contractor is the responsibility of the contractor to repair or compensate for the damages to the customer or the City of Fort Dodge. Contractor will be required to provide proof of insurance for these and other standard insurance requirements.

As the project progresses, Fort Dodge Fiber might add staff for site survey and installation. Given the level of anticipated demand, Fort Dodge Fiber will work with the selected contractor to divide the surveys to meet demand.

As part of the RFP response, bidders will need to provide line items for all prices the selected contractor expects to charge, including but not limited to travel costs, additional trips, etc.

1.2.3 Customer In-Premise Installation/Provisioning

The selected CPE installation/provisioning contractor will make arrangements with the premise owner to install the CPE and provision the customer and perform the necessary steps to provide a complete installation and provisioning.

As was stated in the previous section, in this phase of work, it is also of the utmost importance that anyone engaging with a Fort Dodge Fiber customer or potential customer or entering a customer's home, maintains the highest level of professionalism and that all participants in these interactions are safe. Additionally, contractor employees will be expected to wear a Fort Dodge Fiber shirt and Fort Dodge Fiber photo Id. Vehicles are expected to be clean and well maintained with a Fort Dodge Fiber magnet provided by Fort Dodge Fiber while completing Fort Dodge Fiber work.

Fort Dodge Fiber has established a benchmark that between 100 – 300 customers will be provisioned into the network in 2022. The materials are available, the network access equipment will be available and the OSP contractor has committed to this number. The Customer In-Premise Installation/Provisioning contractor will need to commit to this number also (providing the connections are ready).

Any damages to customer or Fort Dodge property that is caused by the drop contractor is the responsibility of the contractor to repair or compensate for the damages to the customer or the City of Fort Dodge. Contractor will be required to provide proof of insurance for these and other standard insurance requirements.

As the project progresses, Fort Dodge Fiber might add staff for installation and provisioning and installation. Given the level of anticipated demand, Fort Dodge Fiber will work with the selected contractor to divide the installations to meet demand.

As part of the RFP response, bidders will need to provide line items for all prices the selected contractor expects to charge, including but not limited to travel costs, additional ONT's, additional outlets, etc.

Businesses often require more complicated installations. As part of your bid, include the line items you will charge and the price you charge for those installations. .

Please see figure 5 for inside ONT installation guidelines. Please see the below 1.2.3.1 for the materials that have been purchased for the ONT's.

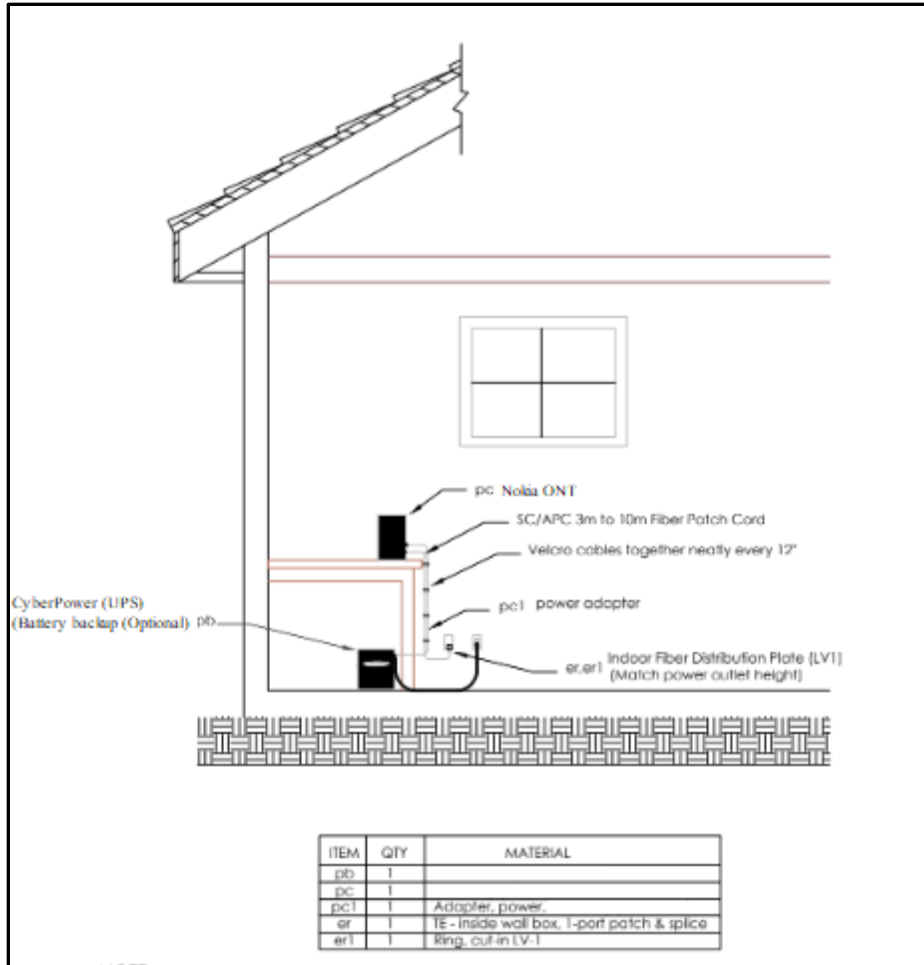


Figure 5: Inside House ONT Installation

1.2.3.1 MATERIAL FOR ONTs

ID	Description
NOKIA ONT/RG	NOKIA ONT 2426-A and Power Cord
CYBERPOWER UPS	UPS AND POWER CORD (Optional)
TE WALL BOX	INSIDE WALL BOX
JRVDW001SCASCA003M	FIBER RISER RUGGEDIZED I/O SM-EZ BEND CONNECTORS SC/APC 3 METERS
JRVDW001SCASCA005M	FIBER RISER RUGGEDIZED I/O SM-EZ BEND CONNECTORS SC/APC 5 METERS
JRVDW001SCASCA010M	FIBER RISER RUGGEDIZED I/O SM-EZ BEND CONNECTORS SC/APC 10 METERS
PR10013380273	FIBER DROP CORDAGE SEMPLX I/O RISER RUG SM ULTRA BEND OFS INDOOR DROP 6562' REELS
FITSCAPCS0C100	CONNECTOR SMF SC/APC 100 PER PACK – MECHANICAL SPLICE
JRVDW001SCASCA003M	FIBER RISER RUGGEDIZED I/O SM-EZ BEND CONNECTORS SC/APC 3 METERS
JRVDW001SCASCA005M	FIBER RISER RUGGEDIZED I/O SM-EZ BEND CONNECTORS SC/APC 5 METERS

2. Contract Information

The contact person for this RFP is Jeremy Pearson at jpearson@fortdodgefiber.com.

2.1.1 Response Requirements & Coordination

Submit one (1) electronic copy to jpearson@fortdodgefiber.com in PDF format and one (1) hard copy shall be received by the Owner at the following address above on the date listed in Section 3 - Project Timeline. Please use the subject line: RFP – FIBER NETWORK DROPS AND INSTALLATION.

The City of Fort Dodge
819 1ST S AVE
FORT DODGE IA 50501
Attn: Jeremy Pearson

3. Project Timeline

- Release Information to News Media August 5, 2022
- Last Day to Submit Questions August 11, 2022
- Proposal Due Date: August 19, 2022
- Award of Contract: September 12, 2022
- Construction Start Part 1 Due Dates: October, 2022

This schedule has been established to

4. RFP Submission Requirements

Proposals must be submitted electronically no later than in the Schedule section of this document. Late proposals will not be considered. Each Bidder shall bear all expenses associated with the preparation and submission of their proposal.

4.1 Responses Organization

All responses shall be organized in the following manner:

- Cover Letter
- Company Overview and Qualifications
- Relevant Work Experience and References for each section you are responding to
- Work Plan for each section you are responding to
- Pro forma Crew counts for how you will meet the proposed schedule
- Plan for ramping resources
- Mobilization plan and time frame
- Acknowledgement that you have the resources to meet the 2022 goal of 100 – 300 customers (assuming the network is ready for your stage of the project)
- See section 4.5 below for details concerning the Work Plan. Bidders are required to bid according to the tasks and bid units in that section.

The Bidder's proposal must meet the provisions and references specified in Section 5. OSP Construction Underground Path Creation, Section 6. Technical Specifications, and Section 7. Vendor Equipment Details of this RFP.

4.2 Cover Page

Provide a cover page which clearly identifies the RFP, Bidder’s name, and primary point of contact. The Bidder should indicate their willingness to work with the materials purchased and Nokia CPE (see Section 1 above) that are applicable to the sections in your bid. The City will provide the materials necessary for drops and installation. Bidder will need to work with the City for access to material and any deliveries after the construction start date.

4.3 Company Overview and Qualifications

Provide the following information about your company:

- Official registered name, address, website, and relevant contact numbers.
- Name, phone number, and e-mail addresses of any key contacts
- Brief history of your company, including year established and number of years performing related work
- A description of the ability your company has to meet 100 – 300 customers on the network in 2022, then scaling to meet demand in 2023 and 2024 for the rest of the customers who sign up with Fort Dodge Fiber

Include a description of qualifications and capabilities. Provide an overview of key people who will be involved in this project including relevant qualifications and experience.

4.4 Relevant Work Experience and References

Provide three to five examples of projects similar in scope and scale completed by the Bidder, especially related to similar network systems that it has constructed, including the project name, description, location, scope, completion date, and technology used. Provide a contact person with an email and telephone number for each project reference. Also indicate whether each system is owned by the Bidder or another entity.

4.5 Work Plan

4.5.1 Part 1: Drops

Provide a description of the approach proposed to accomplish the objectives outlined in the Scope of Services. Include a summary of the steps to be completed. Provide an overview of resource requirements needed of the City of Fort Dodge to complete this project.

For drop installation, please describe:

- Steps you will take to coordinate and install the conduit and drops
- Time needed for typical drop installations
- Method of drop installation
- Cost estimate – line item cost you will charge Fort Dodge Fiber for drop installation (see worksheet below). There are two cabinets that have design completed. Please provide your pricing per drop for conduit and fiber. For drops over 300 lf, please provide a per foot cost.
- Any other relevant factors. Provide a separate breakdown for any proposed additional items not included in the work plan.

Drop Length	Type	Lengths	Unit	Price
DROP-100	Buried	Drops between 0ft and 100ft	ea.	
DROP-200	Buried	Drops between 100ft and 200ft	ea.	
DROP-300	Buried	Drops between 200ft and 300ft	ea.	
DROP-XL	Buried	Drops exceeding 300ft	lf	

Drop Length	Type	Lengths	Unit	Price
DROP-100	Aerial	Drops between 0ft and 100ft	ea.	
DROP-200	Aerial	Drops between 100ft and 200ft	ea.	
DROP-300	Aerial	Drops between 200ft and 300ft	ea.	
DROP-XL	Aerial	Drops exceeding 300ft	lf	

Your price needs to be an all-in price. If you need to add lines for your costs, please do. Contracts will be based on costs defined in your RFP response.

In initial planning, Fort Dodge Fiber has planned for a 40% - 43% take rate, although it is anticipated the actual take rate will be higher than 40% - 43%. Contract amounts will be calculated per the budgeted take rate (at this point 43%). The goal is for Fort Dodge Fiber to provision 100 – 300 customers into the network in 2022.

Aerial will not be utilized except in unique circumstances in which buried cannot be done. Please provide a per foot price for aerial drop installation.

Please acknowledge your approval for Fort Dodge Fiber to apply this unit pricing to other cabinets. Fort Dodge Fiber will work with the selected drop contractor to determine quantities for 2023 and 2024, based on the number of customers who sign up.

4.5.2 Part 2: Customer Site Survey

Fort Dodge fiber will provide the contact information for customers who have signed up for service per cabinet. The selected contractor will contact the premise owner to arrange a meeting to determine the path for the drop, the demarcation point on the house and where CPE need to be in the house as described in Section 1.2.2.

Please provide definition of your process for contacting homeowners, following up with those who require multiple contacts and work samples of customer survey maps and sign-offs that you have done in the past.

Also please define your availability to have appropriate staffing to meet Fort Dodge Fiber goals and scaling to greater numbers in 2023.

Price per customer consultation and map development	
--	--

Line items for businesses	Unit	Price Per

The above pricing is to be all-in pricing, including but not limited to travel, repeat contacts to arrange meetings, etc. If you feel you can provide better cost numbers by breaking out any costs, Fort Dodge Fiber will consider your numbers and explanation.

Businesses can be more complicated. For businesses that require more effort than typical premises, please list the cost details you would plan to bill Fort Dodge Fiber. Again, this should be total costs, if you need to add lines, that is acceptable. Fort Dodge Fiber does not plan on paying costs that were left out of RFP submissions.

4.5.3 Part 3: Customer Installation and Provisioning

Fort Dodge fiber will provide the contact information for customers who have signed up for service per cabinet and for whom a “site survey” was completed by the contractor selected for that process. The selected contractor will contact the premise owner to arrange a meeting to do the installation and provisioning.

Please provide definition of your process for contacting homeowners, following up with those who require multiple contacts and a work plan for how you will do installation and provisioning

Please use the following table to define your pricing.

Price per customer installation and provisioning		
Additional Charges	Unit	Price Per

Line items for businesses	Unit	Price Per

The above pricing is to be all-in pricing, including but not limited to travel, repeat contacts to arrange meetings, etc. If you feel you can provide better cost numbers by breaking out any costs, Fort Dodge Fiber will consider your numbers and explanation. The additional line items for “Additional Charges” is for you to delineate the

extra charges you will bill Fort Dodge Fiber for, which could include, but not be limited to travel, extra ethernet outlets, additional CPEs, etc.

Businesses can be more complicated. For businesses that require more effort than typical premises, please list the cost details you would plan to bill Fort Dodge Fiber. Again, this should be total costs, if you need to add lines, that is acceptable. Fort Dodge Fiber does not plan on paying costs that were left out of RFP submissions.

Also please define your availability to have appropriate staffing to meet Fort Dodge Fiber goals and scaling to greater numbers in 2023.

5. Drop Construction Underground Path Creation

5.1 Conduit Placement - Horizontal Directional Drilling (min. 24" Cover)

Pricing shall include all costs incurred for potholes and restoration per the requirements listed in the municipal code. Tracer wire will be placed in each bored section, with tone verification for continuity. If tracer wire breaks during bore pullback process, a tracer wire will need to be placed inside a conduit. Mule tape shall be installed in each new conduit for future fiber installations. Rocky ground is not anticipated, but if it is encountered, a Mandrel shall be pulled through all conduit sections to verify the integrity of inside wall of the conduit. Cobble and Solid Rock Adders are intended to be "incremental" or additional per foot charges to the base unit rate.

5.2 Conduit Placement Greenspace - Trenching

Respondents should assume the use of standard trenching practices for a portion of the project. Pricing should include costs for restoration per the requirements listed in the municipal code. Tracer wire will be placed with conduit placement in all trenched sections. Trench line shall be compacted in 1' lifts. Fiber caution tape to be placed at 2' above the conduit. When conduit is trenched in rocky ground, the conduit shall have 12" of shade material without rocks that could cause damage when compacted on top of conduit. Mule tape shall be installed in each new conduit for future fiber installations. After trench is backfilled and compacted, a mandrel shall be pulled through conduit sections to verify the integrity of inside wall of the conduit. Cobble and solid rock adders will not apply to trenching efforts.

5.3 Conduit Placement Greenspace - Plowing

Respondents should assume the use of standard plowing practices for a portion of the project. Pricing should include costs for restoration per the requirements listed in the municipal code. During plowing operations, a tracer wire shall be installed in each plowed section with tone verification for continuity. If it is found to be broken, tracer wire must be placed inside a conduit. Fiber caution tape shall be placed 2' above the conduit depth along plowed route. When rocky ground is encountered, a Mandrel shall be pulled through conduit sections to verify the integrity of inside wall of the conduit. Cobble and solid rock adders will not apply to plowing efforts.

5.4 ONT Placement

These units are to be installed according to the specifications supplied by the City of Fort Dodge as part of this RFP.

5.5 Out of Scope Work Required by drop and installation crews

It should be assumed that some out of scope outside plant construction tasks may be required. Respondents are asked to provide a general hourly rate for a minimum crew to complete additional services needed. This hourly rate should include labor, vehicle and equipment costs for the crew.

5.6 OSP Construction Fiber Cable Placement

5.6.1 Aerial Cable Placement

Limited aerial placement is expected. The design calls for the installation of new all-dielectric self-supporting cable on the power company's poles (predominantly MidAmerican Energy). The Owner is seeking a composite labor rate per foot for installing all required downguys w/guy markers, framing and fiber tags. The Owner will also consider a composite unit rate per foot for materials. Cable placement will be paid per sheath foot for the first and each additional fiber cable.

5.6.2 UG Fiber Placement

In relation to the placement of underground fiber, respondents will be asked to indicate their preference for either 1) installing new conduit or 2) using existing conduit (if available) – the majority of fiber placement will be in the conduit placed as part of this project. If existing conduit is available and chosen, construction will require interception of the conduit prior to the manholes and routing it through a new handhole. The design also calls for fiber cable to be installed in a variety of conditions. Pricing should be provided per sheath foot for installing fiber in new or existing non-power conduits. If a suitable pull rope is not available AND it is not possible to install a jet line in the subject duct, then the "Rod and rope existing conduit" rate will apply.

6. Technical Specifications

The Owner will be deploying a new FTTP System(s). This FTTP System(s) shall be capable of meeting the Owner requirements as required in this and the following sections.

It is the Owner's intent to use the FTTP system(s) for deployment to homes, business and City facilities throughout the community.

The Bidder shall construct a network that is Network Equipment Building System (NEBS) Level 3 compliant.

The Bidder shall detail equipment and construction that meets all Federal, State, and local codes to include but not limited to:

- FCC Regulations
- Building & Fire Codes
- National Electrical & Safety Codes
- Fort Dodge City Codes

Compliance with all relevant ITU and IEEE standards.

DESIGN RESPONSIBILITIES

- 1.1 Fort Dodge approves ring extensions and cabinet placement prior to LLD.
- 1.2 Cabinet order has been determined by the Owner and the awarded contractor(s) can access that information through Fort Dodge Fiber
- 1.3 Drop path, impediments in premise property, demarcation and inside installation path and needs determined by the selected site survey contractor
- 1.4 End design at the terminal. Provide line associating DMARC with terminal.
- 1.5 Permit submittal is handled by HR Green.
- 1.6 As-Built – Redlines are put directly into GIS by HR Green.

7. Vendor Equipment Details

Nokia has been selected as the equipment vendor. The primary residential ONT model is XS-2426G-A, see Figure 6. The Nokia ONT XS-2426G-A is a dual-band Wi-Fi 6 mesh system with Wi-Fi Alliance certified

Wi-Fi EasyMesh, enhanced by Nokia value added features. The Nokia WiFi Mesh Middleware creates a self-healing, self-optimizing network and includes intelligent channel selection, band steering, client steering and backhaul management to provide the best Wi-Fi performance. As it is EasyMesh™ compliant, it provides interoperability and avoids vendor lock-in. The Nokia ONT XS-2426G-A will be managed by the Nokia WiFi Cloud Controller. The associated Home Console presents the help desk agents with a real-time holistic view of the in-home network to assist them with easy identification and instantaneous resolution of issues. The Network Console provides an end-to-end Wi-Fi network view and allows management of groups of Wi-Fi networks. This Nokia indoor ONT is designed to deliver triple play services (voice, video and data) to residential subscribers. Voice services are provided through two plain old telephone service (POTS) ports with an integrated analog telephone adapter (ATA) that converts voice traffic into Session Initiation Protocol (SIP). Connectivity to an existing public switched telephone network (PSTN) Class 5 switch is supported through SIP with direct interoperability of a variety of softswitches. Ethernet connectivity is available on four Gigabit Ethernet (GigE) ports, all



Figure 6: Nokia ONT XS-2426G-A

8. Proposal Evaluation

The City of Fort Dodge will evaluate proposals based on merit and the criteria listed below. The City of Fort Dodge reserves the right to make an award for reasons other than the lowest price offered.

8.1 Evaluation Criteria

1. Completeness of proposal.
2. Qualifications, experience, and references.
3. Work plan, approach, and schedule timelines.
4. Comparative costs.
5. Compliance with contractual agreements.

Proposals will be evaluated for responsiveness and completeness. The City of Fort Dodge will eliminate any proposals that (a) are non-conforming, (b) do not meet the minimum requirements, (c) are not economically competitive with other proposals, or (d) are submitted by Bidders that lack appropriate qualifications. Please be certain that all required information is included in your proposal, as the City of Fort Dodge will not be required to notify you of incompleteness, seek clarification, or ask for additional information. Failure to provide the information set forth herein may be grounds for elimination of consideration.

8.2 Additional Information

The City of Fort Dodge reserves the right to request additional information from a Bidder to obtain clarification concerning the submitted proposal.

8.3 Ownership

All materials submitted in response to this RFP becomes the property of the City of Fort Dodge. Selection or rejection of a proposal does not affect this right. the City of Fort Dodge shall retain all copyright of materials produced under any contract or subcontract awarded as a result of this RFP. All forms of documents and data generated as a result of this contract are owned by and shall be delivered to the City of Fort Dodge at the direction of the City of Fort Dodge. During the period of performance, the information may not be disclosed by the Bidder to third parties, except as expressly provided in the contract, without the written permission of the City of Fort Dodge.

8.4 Ongoing Costs

The Bidder shall provide a warranty period on any constructed equipment as agreed upon with the City of Fort Dodge and the selected Vendor as an estimate covering five (5) years after the warranty period is over of the yearly costs to ensure operational integrity for any constructed network equipment.

8.5 Project Coordination & Site Visits

Site visits are not required but are encouraged to ensure an accurate installation bid for miscellaneous parts. The Bidder shall coordinate all project related issues with the contacts listed in Section 2.

8.6 Use of Subcontractors

Bidders may use subcontractors to fulfill any obligations in connection with the project. Use of subcontractors shall be subject to all applicable state and federal laws. The Bidder shall remain liable for fulfilling all its obligations on the project, and for any claims or damages arising from the subcontractor's work.

8.7 Minor Irregularities

The City of Fort Dodge reserves the right to waive minor irregularities or minor errors in any proposal, if it appears to the City of Fort Dodge that such irregularities or errors were made through inadvertence. Any such irregularities or errors so waived must be corrected on the proposal in which they occur prior to the acceptance by the City of Fort Dodge.

8.8 Proposal Selection

Fort Dodge reserves the right to reject any or all proposals or portions thereof. Fort Dodge reserves the right to issue RFP updates at any time. Fort Dodge makes no guarantee of any minimum or maximum amount of products/services to be procured; and, Fort Dodge reserves the right to award any contract based on internal business policies and needs rather than the lowest bid. Fort Dodge reserves the right to make an award without further discussion of the proposals submitted; there may be no best and final offer procedure. Interviews and negotiations may be conducted with one or more of the Sellers. Each initial offer should contain the Bidder's best terms from a cost or price, service, timing, and technical standpoint.

Fort Dodge may consult references familiar with the Bidder regarding its prior operations and projects, financial resources, reputation, performance, or other matters. Submission of a proposal shall constitute permission for Fort Dodge to make inquiries and authorization to third parties to respond to them.

Fort Dodge may elect to initiate contract negotiations with one or more Bidder including negotiation of costs/price(s) and any other issues or terms and conditions, including modifying any requirement in the RFP.

The option of whether to initiate contract negotiations rests solely with Fort Dodge. No Bidder shall have any rights against Fort Dodge arising from such negotiations.

As a result of selection of a Bidder to supply products and/or services to Fort Dodge, Fort Dodge is neither endorsing nor suggesting that the Bidder's product or service is the best or only solution. The Bidder agrees to make no reference to Fort Dodge in any literature, promotional material, brochures, sales presentation, or the like without the express written consent of Fort Dodge.

This RFP does not create any obligation on Fort Dodge to make any contract award.

9. Additional Information

If the **Seller** has an optional feature or service that is not required or quoted in response to the base specifications, it shall include a description of that software and/or hardware capability, including availability and pricing for review by the Owner, at its discretion.

9.1 Limitation of Liability

Fort Dodge makes no representations, warranties, or guarantees that the information contained herein is accurate, complete, timely, or that such information accurately represents the conditions that would be encountered in pursuing the work or at the site(s) of work now or in the future. The furnishing of such information by Fort Dodge shall not create or be deemed to create any obligation or liability upon it for any reason whatsoever and each Seller, by submitting its proposal, expressly agrees that it has not relied upon the foregoing information, and that it shall not hold Fort Dodge liable or responsible therefore in any manner whatsoever. Accordingly, nothing contained herein and no representation, statement or promise, of Fort Dodge, its directors, officers, agents, representatives, or employees, oral or in writing, shall impair or limit the effect of the warranties of the Seller required by this RFP and that it shall not hold Fort Dodge liable or responsible therefore in any manner whatsoever.

9.2 Confidentiality

Any portions of the proposal containing confidential or proprietary information should be clearly marked "Proprietary and Confidential". Fort Dodge reserves the right to release any such information to its agents or contractors for the purpose of evaluating the Seller's proposal. Under no circumstances will Fort Dodge be held liable for any damages resulting from any disclosure of Sellers claimed confidential information during or after the RFP process.

9.3 Fort Dodge Confidential Information

Specifications, drawings, sketches, models, samples, tools, computers or other apparatus programs, trade secrets, confidential research, development or commercial information, intellectual property, patents, and /or other technical or business data are hereinafter designated as "Confidential Information." Confidential Information shall not include information that (a) is generally available to the public prior to the date of this Agreement; (b) enters the public domain during the term of this Agreement through no fault of the seller; (c) the seller can establish, through its own contemporaneous records, was in its possession prior to disclosure of the Confidential Information to the seller; or (d) is independently developed by the seller without reference to or use of the Confidential Information.

The Seller shall: (a) hold and maintain all Confidential Information received in strict confidence; (b) restrict disclosure of Confidential Information only to those employees of the seller or its wholly owned subsidiaries who have been informed of the confidential nature of the information and have agreed to be bound by the restrictions of this Agreement governing disclosure of Confidential Information, and who need to know the Confidential Information for proposals to Fort Dodge for furnishing material, software, documentation, or services hereunder; and (c) not duplicate, reproduce, distribute, store in any electronic information retrieval

system, or disseminate Confidential Information in any other manner. All Confidential Information, whether written, oral, or other, furnished to the seller hereunder, or in contemplation hereof, shall remain the property of Fort Dodge. All copies of such Information in written, graphic, or other tangible form shall be returned to Fort Dodge or permanently destroyed at Fort Dodge's request.

Seller obligations with respect to the Confidential Information shall survive termination of this Agreement and remain in full force and effect for a period of five years from the date of receiving of this Agreement.

9.4 Fort Dodge Proprietary Information

This RFP and all information related to it are the property of Fort Dodge, and are delivered only for the purpose of enabling each potential seller to prepare and submit a proposal in response hereto.

9.5 Compliance with Federal, State, and Local Laws

Seller warrants in submitting a proposal and in the performance of an award as a result of the proposal, that Seller has complied with, or will comply with, all applicable federal, state, and local laws, ordinances and all lawful orders, rules, and regulations hereunder.

9.6 Due Diligence

Prior to submitting a proposal, Sellers should carefully examine the sites, plans, specifications, construction drawings, and contracts related to this project. Sellers shall carefully review the route, characteristics of soils and terrains, and the kind of facilities required before and during the construction of the project.

